

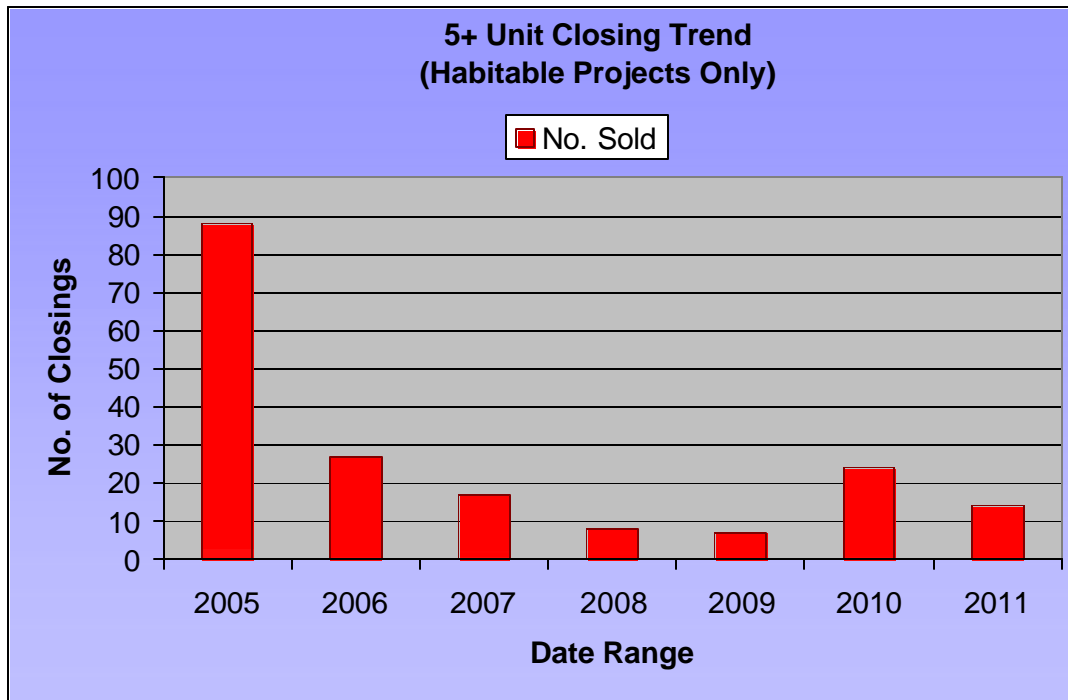
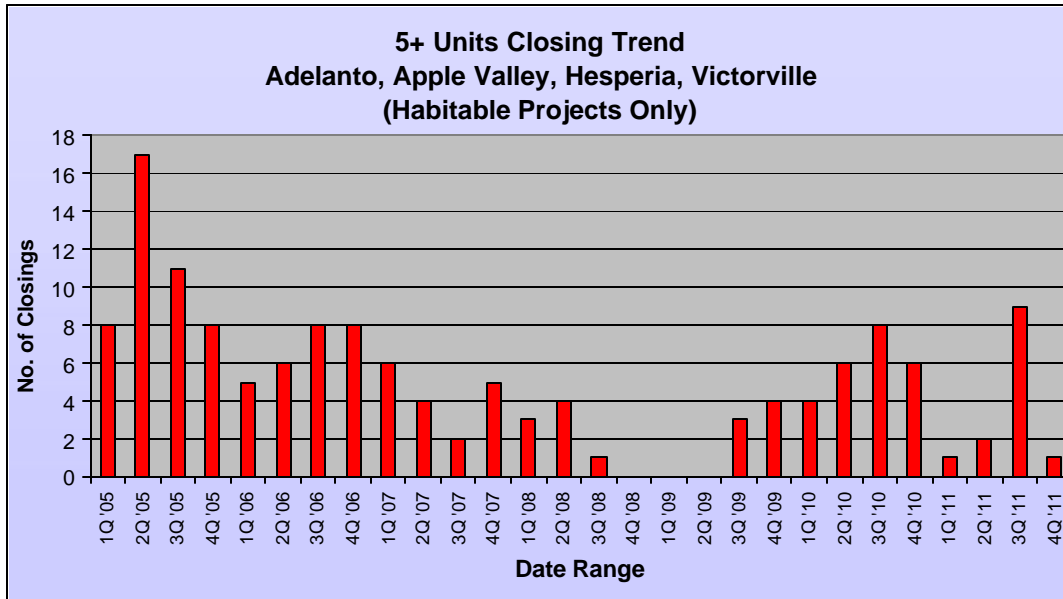
Wiest Realty & Mortgage Co., Inc.

Monthly Statistical Tracking Information

High Desert Multifamily Trends

Last revision/update = 1/31/12

Adelanto, Apple Valley, Hesperia, Victorville 5+ Unit Project Closings as a Group (Habitable Projects Only)



Data taken from local property records and is not guaranteed. Don't rely solely on this data. Do your homework before buying property.

Wiest Realty & Mortgage Co., Inc.

Monthly Statistical Tracking Information

High Desert Multifamily Trends

Average Estimated List Price Gross Rent Multipliers (GRM)* For Listed 5+ Unit Projects

Date	3Q '06	4Q '06	1Q '07	2Q '07	3Q '07	4Q '07	1Q '08	2Q '08	3Q '08	4Q '08	1Q '09
Adelanto	10.90	10.99	11.86	10.91	11.27	N/A	9.35	8.49	8.50	8.00	7.96
Apple Valley	13.19	12.74	13.22	13.47	13.47	13.08	13.78	13.08	13.78	13.57	13.06
Hesperia	14.37	14.26	14.20	12.66	12.66	12.85	12.42	13.80	9.90	9.67	9.65
Victorville	13.84	14.02	13.17	12.49	11.95	11.92	10.71	11.75	11.19	11.66	9.89

Date	2Q '09	3Q '09	4Q '09	1Q '10	2Q '10	3Q '10	4Q '10	1Q '11	2Q '11	3Q '11	4Q '11
Adelanto	7.43	7.01	5.39	6.63	5.11	4.94	4.95	3.85	4.95	5.34	4.29
Apple Valley	12.10	13.12	12.85	10.89	10.69	9.49	8.87	10.05	11.99	9.16	8.69
Hesperia	10.90	12.15	9.47	9.11	8.95	9.24	8.49	7.04	6.95	7.15	6.62
Victorville	8.88	7.13	6.34	8.20	11.51	8.69	9.02	6.57	6.57	6.18	6.01

*GRM is the list price divided by potential gross income. Potential gross income excludes vacancy & credit loss and all operating expenses.

Average Estimated Gross Rent Multipliers (GRM)* For Sold 5+ Unit Projects (Habitable Projects Only)

Date	1Q '05	2Q '05	3Q '05	4Q '05	1Q '06	2Q '06	3Q '06	4Q '06	1Q '07	2Q '07
Adelanto	No data	No data	No data	No data	12.06	11.55	No sales	No sales	No sales	No sales
Apple Valley	9.29	12.68	13.32	11.22	13.30	13.85	13.20	12.32	11.97	11.12
Hesperia	8.51	11.23	11.69	10.86	15.28	12.49	10.41	No sales	9.76	No sales
Victorville	11.00	10.91	9.40	12.09	13.29	No sales	No sales	10.79	No sales	14.16

Date	3Q '07	4Q '07	1Q '08	2Q '08	3Q '08	4Q '08	1Q '09	2Q '09	3Q '09	4Q '09
Adelanto	No sales	No sales	No sales	8.71	No sales	No sales	No sales	No sales	No sales	No sales
Apple Valley	8.48	9.52	10.65	12.04	9.19	No sales	No sales	No sales	5.63	4.87
Hesperia	9.44	10.58	No sales	No sales	No sales	No sales	No sales	No sales	6.51	3.70
Victorville	No sales	11.52	No sales	No sales	11.7	No sales	No sales	No sales	No sales	4.67

Date	1Q '10	2Q '10	3Q '10	4Q '10	1Q '11	2Q '11	3Q '11	4Q '11
Adelanto	2.91	3.42	4.36	No Sales	No Sales	6.66	3.96	No Sales
Apple Valley	6.36	4.43	5.18	4.31	No Sales	No Sales	No Sales	No Sales
Hesperia	4.29	5.61	5.58	No Sales	8.50	7.47	7.48	No Sales
Victorville	No sales	4.48	6.76	6.13	No Sales	No Sales	No Sales	3.85

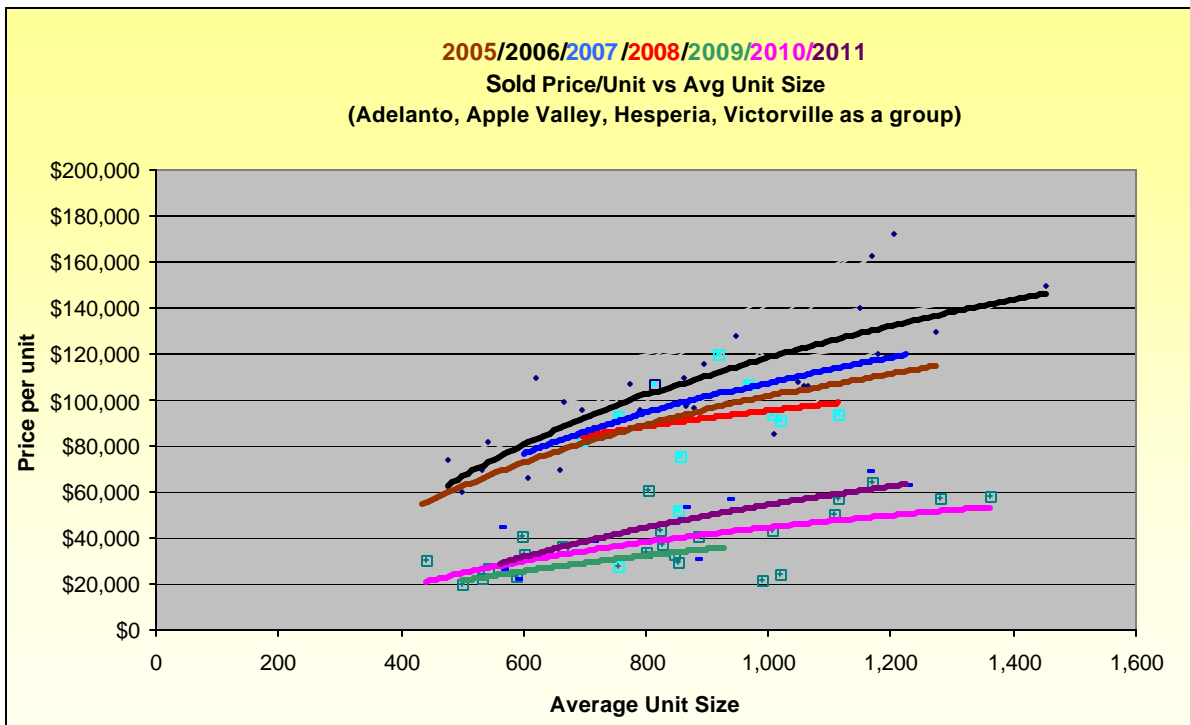
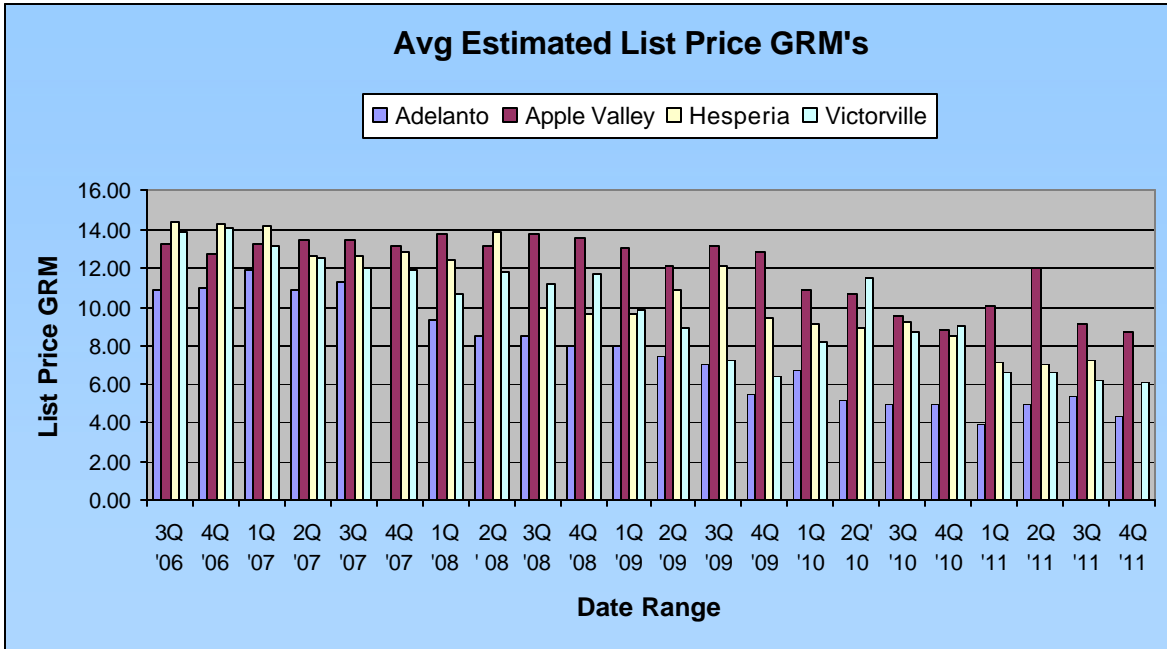
*GRM is the sale price divided by potential gross income. Potential gross income excludes vacancy & credit loss and all operating expenses. Last revision/update = 1/31/12. Figures for 4Q '11 are preliminary. In cases where income data could not be obtained, gross income was estimated based on market rates for the property in question. Most income data is obtained via listing data from various sources.

Data taken from local property records and is not guaranteed. Don't rely solely on this data. Do your homework before buying property.

Wiest Realty & Mortgage Co., Inc.

Monthly Statistical Tracking Information

High Desert Multifamily Trends

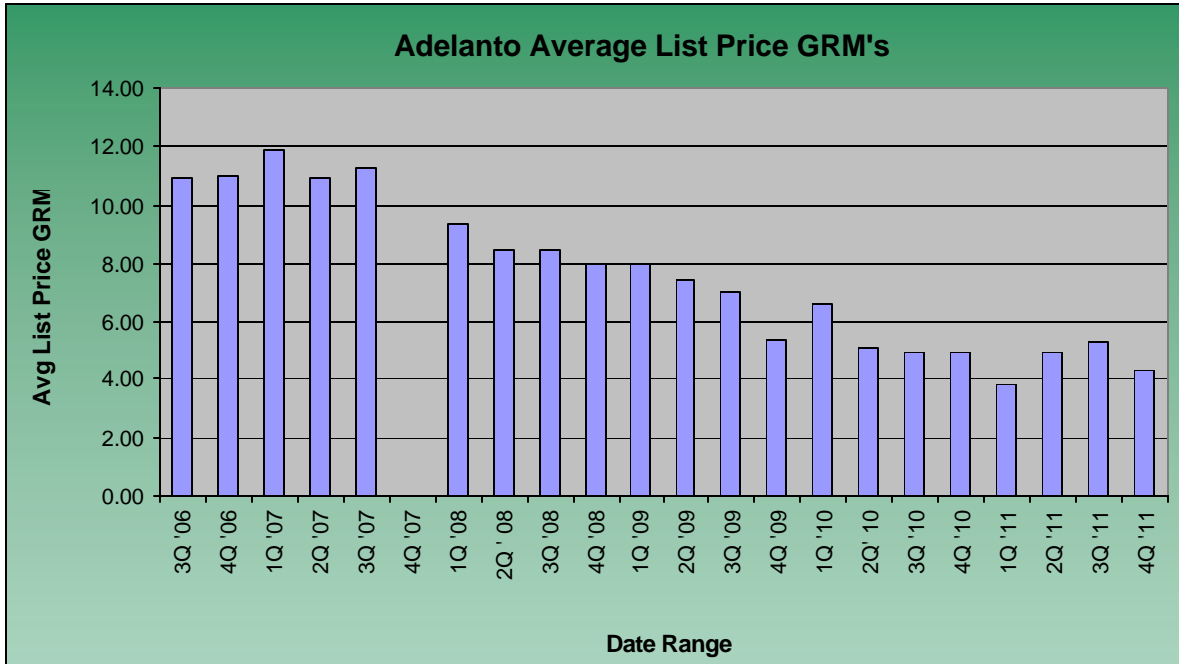


Data taken from local property records and is not guaranteed. Don't rely solely on this data. Do your homework before buying property.

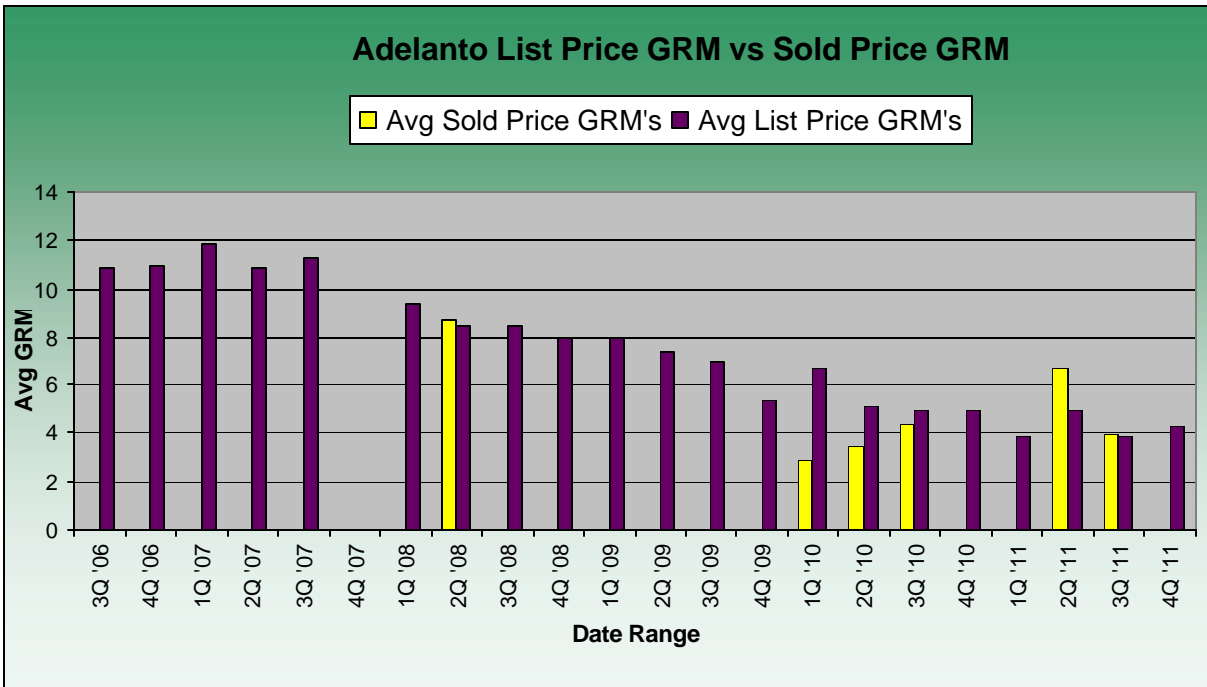
Wiest Realty & Mortgage Co., Inc.

Monthly Statistical Tracking Information

High Desert Multifamily Trends

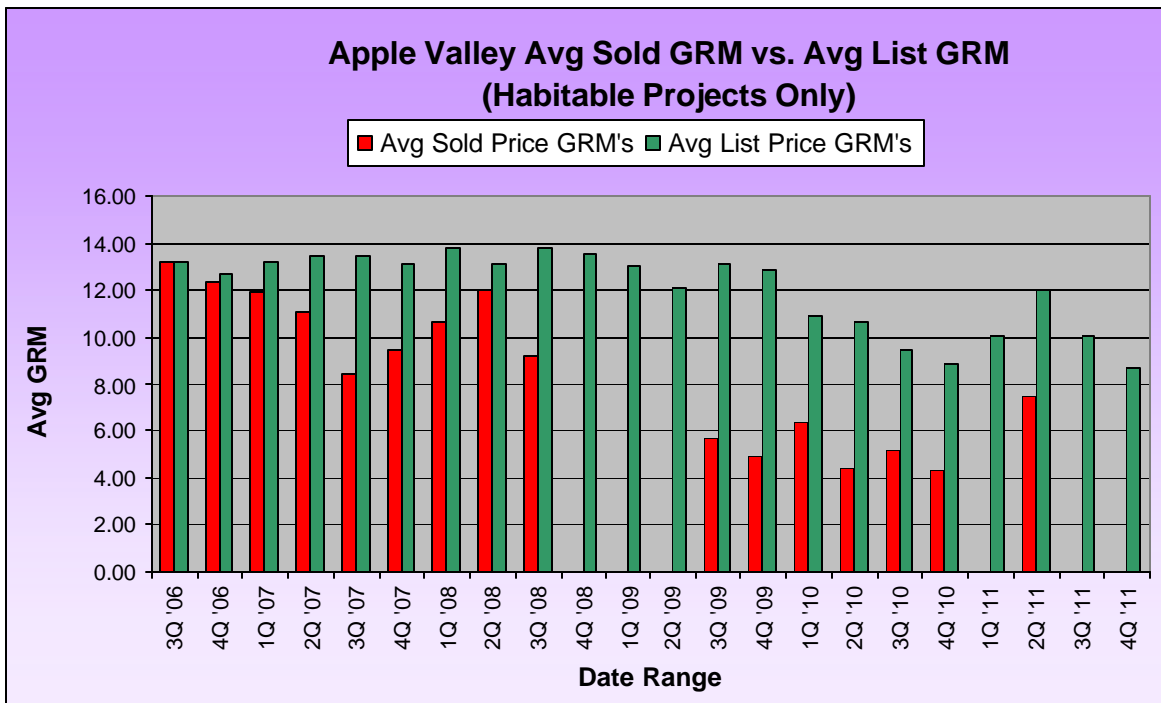
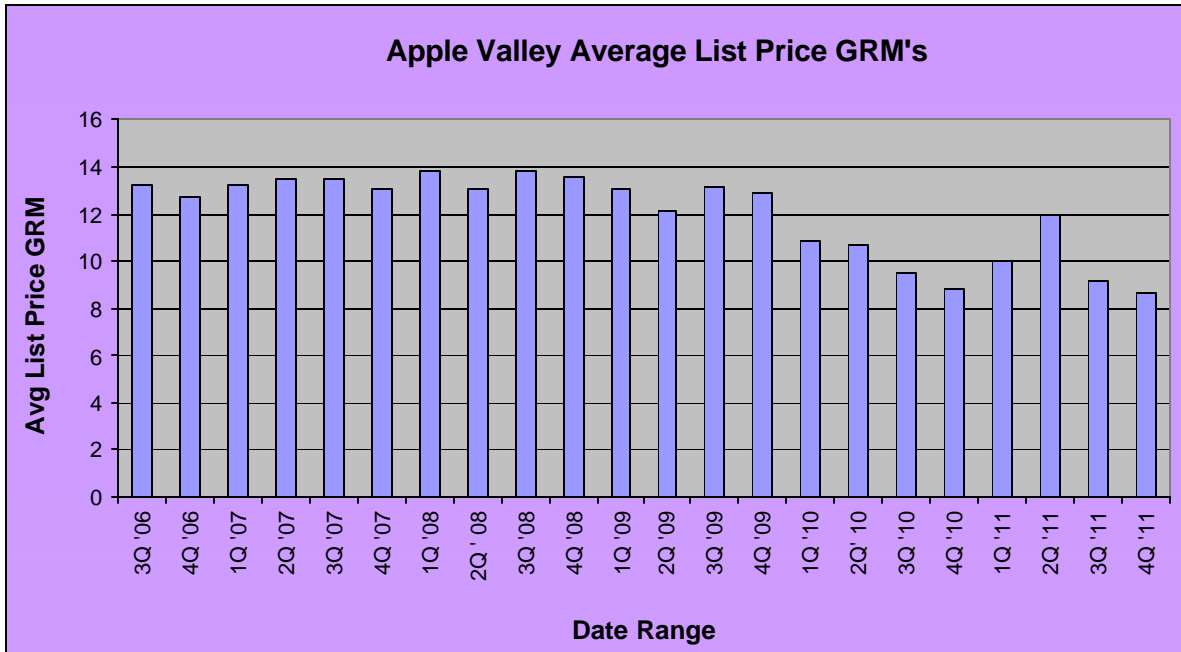


*No data was collected for the 4th quarter of 2007



Data taken from local property records and is not guaranteed. Don't rely solely on this data. Do your homework before buying property.

Wiest Realty & Mortgage Co., Inc.
Monthly Statistical Tracking Information
High Desert Multifamily Trends

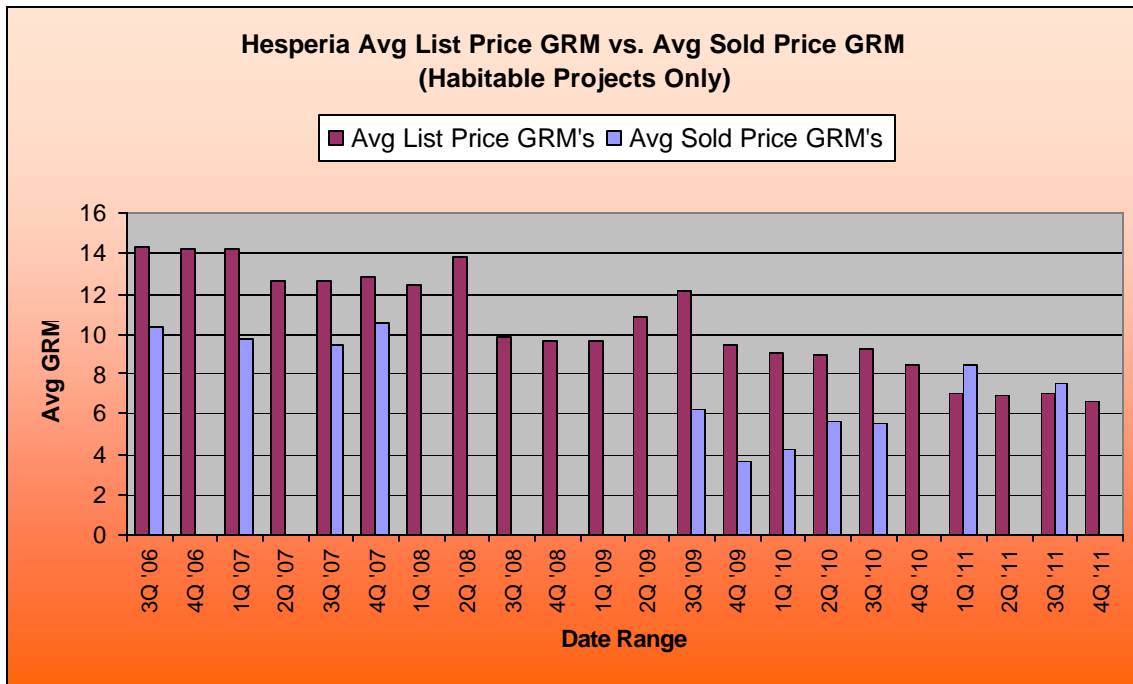
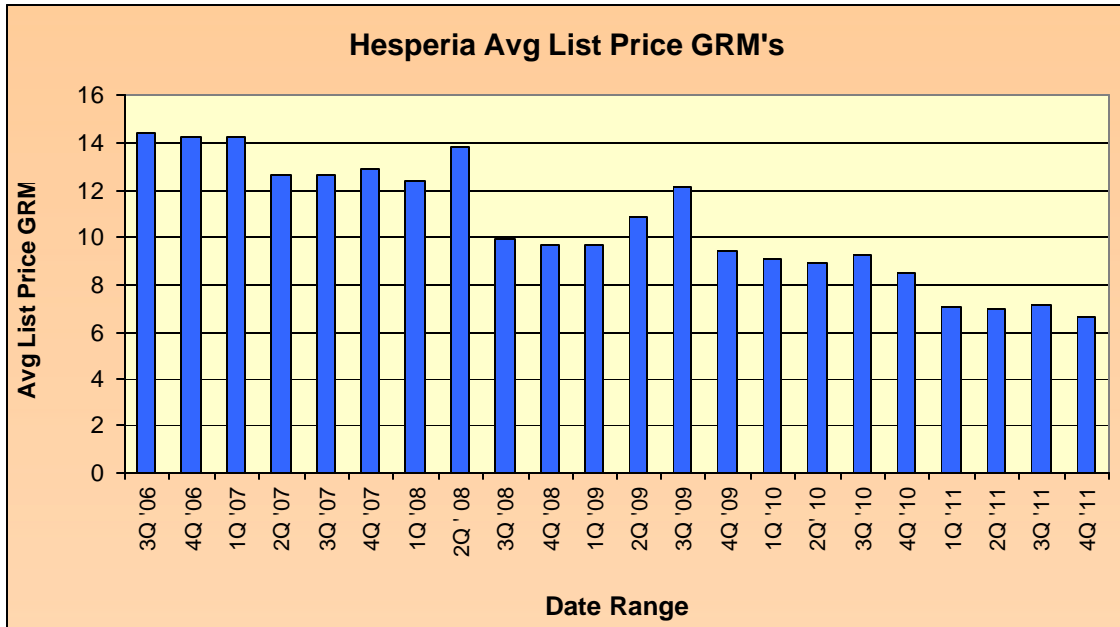


Data taken from local property records and is not guaranteed. Don't rely solely on this data. Do your homework before buying property.

Wiest Realty & Mortgage Co., Inc.

Monthly Statistical Tracking Information

High Desert Multifamily Trends

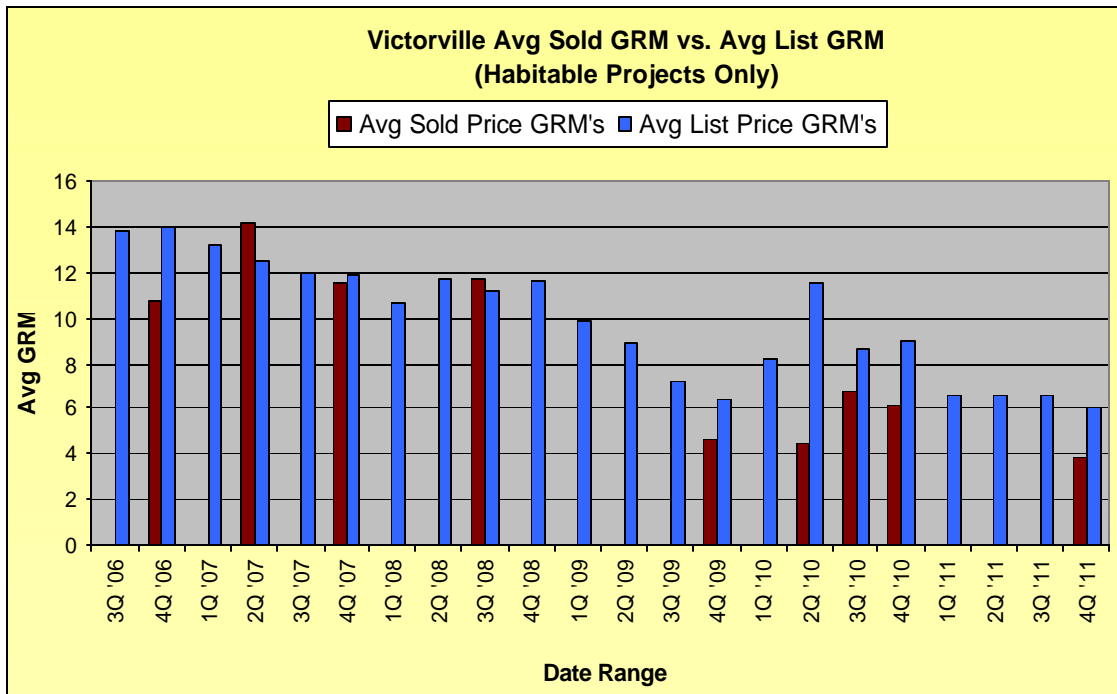
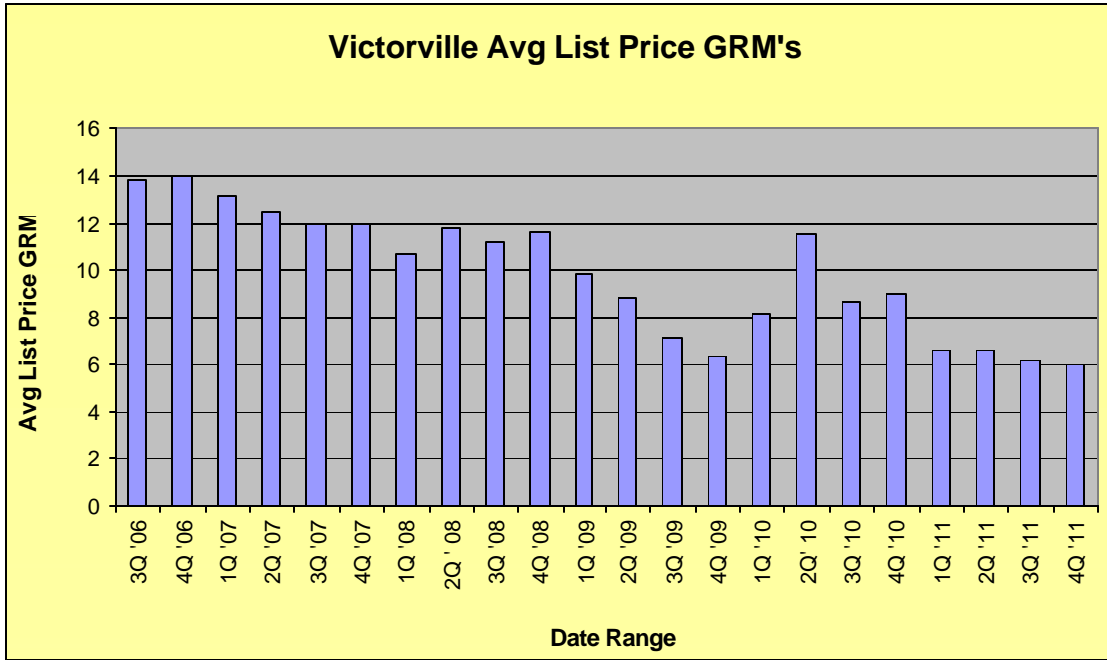


Data taken from local property records and is not guaranteed. Don't rely solely on this data. Do your homework before buying property.

Wiest Realty & Mortgage Co., Inc.

Monthly Statistical Tracking Information

High Desert Multifamily Trends



Data taken from local property records and is not guaranteed. Don't rely solely on this data. Do your homework before buying property.